

# Lessons learned from the Chilean power sector reform

*Miguel Márquez*  
*PRIEN, Universidad de Chile*

UNEP/IEA

21-22 May 2002, Paris

# Index

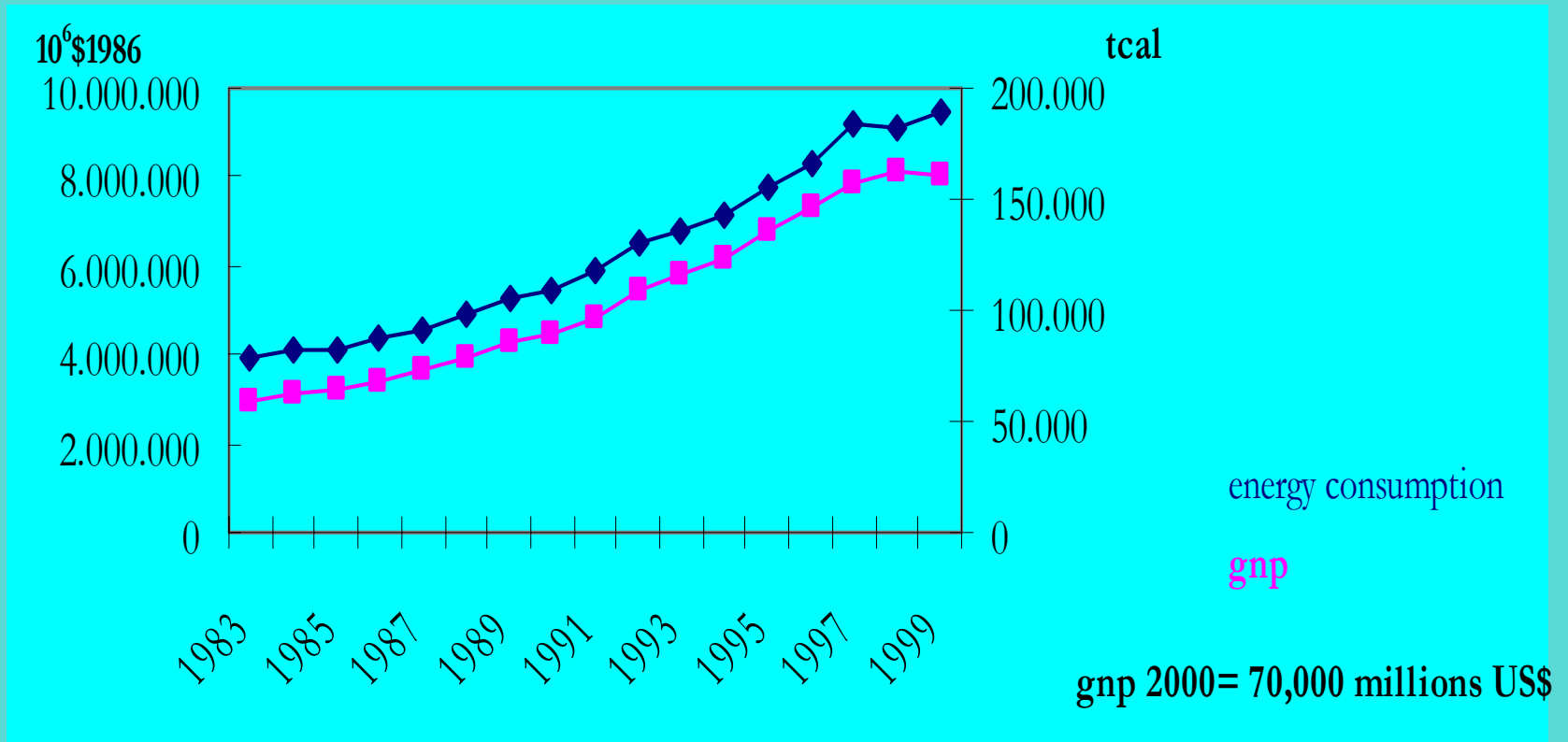
1. Chile's figures
2. The reform's main objectives
3. Results...15 years later
4. Concluding remarks

# **1. Chile's figures**

**1.1. GNP & main energy data**

**1.2. Power sector**

# 1.1. GNP and main energy data



## 1.2. Power sector (i)

	<b>Power Sector 2000</b>				
<b>Total:</b>	40,000 GWh				
<b>4 Systems</b>					
	<b>Installed</b>	<b>Max Dem</b>	<b>Total gen</b>	<b>by type of plant</b>	
	<b>(MW)</b>	<b>(MW)</b>	<b>(GWh)</b>	<b>%</b>	<b>%</b>
<b>SIC(13)</b>	6,646	4,576	27,916	62.6	37.4
<b>SING(6)</b>	3,351	1,211	9,327	0.6	56 (coal)
					42 (ng)
<b>2 others</b>	83				
<b>CDEC for the SIC &amp; SING systems</b>					
<b>Source: CNE, CDEC-SIC, CDEC-SING</b>					

## 1.2. Power sector (ii)

- Laws and regulations
- Institutions
- Sales & prices
- CDEC

## 2.2. The main objectives of the reform

- Efficiency
- “Need for cash”
- Competitiveness
  - by means of:
    - deconcentration
    - disintegration
    - investment guarantees

## 2.3 Results...15 years later

- (Re)deconcentration
- (Re)disintegration
- Competitiveness
- Efficiency
- Access
- Environment
- Vulnerability



# Competitiveness

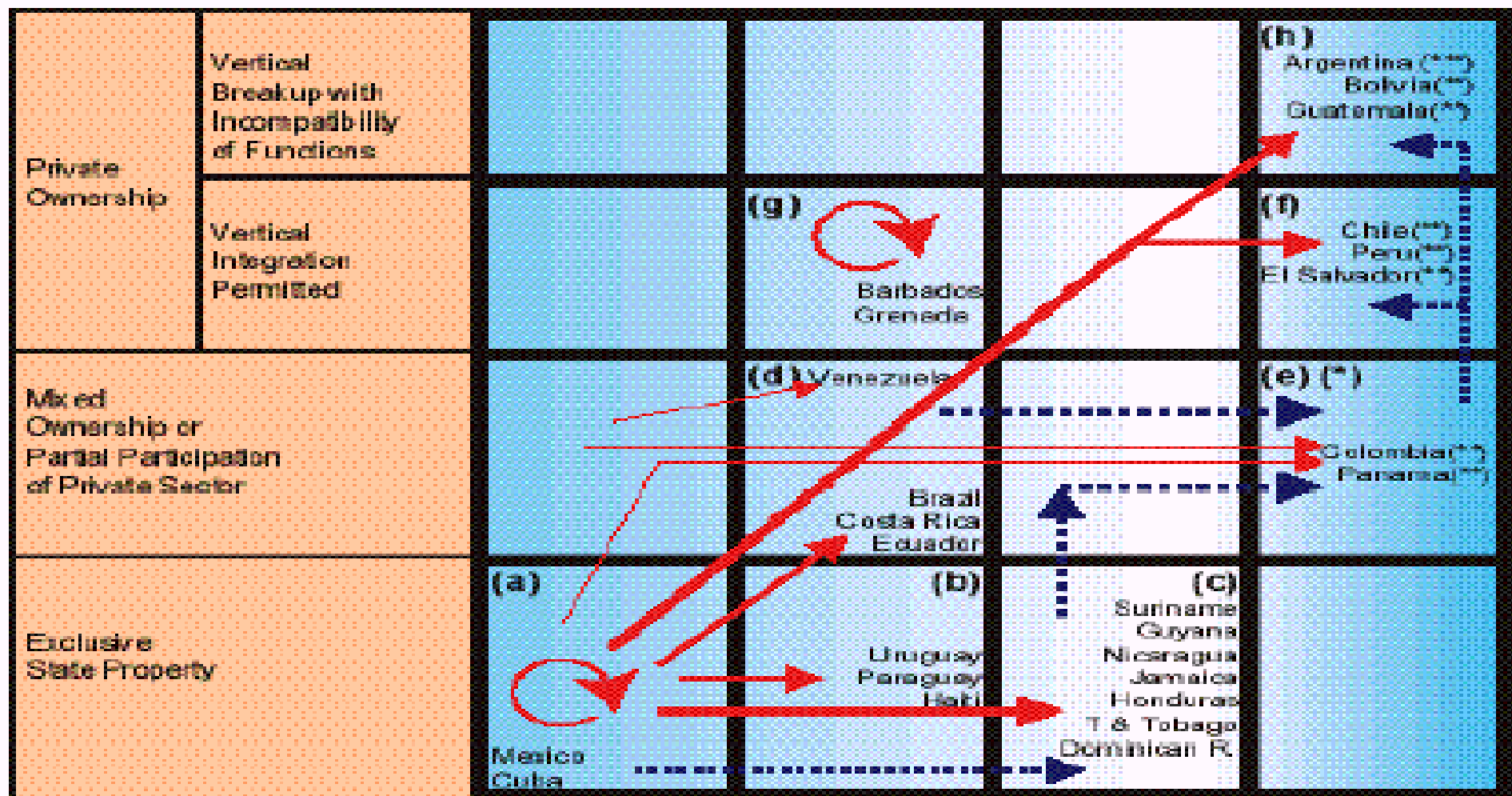
	Herfindahl-Hirshman Index			
	Chile's Power Sector			
	1993	1996	1998	2000
SIC	4,502	4,145	3,789	3,771
SING	6,279	3,76	3,194	2,083
<i>Source: H. Altomonte, CEPAL with data from CNE</i>				
in the USA... >1,800 points is considered highly concentrated				
HH index varies between: 0 - 10,000				
10,000=	monopoly			

## **(Lack of) Competitiveness**

- **For more than 10 years it has been a unchallengeable market (high barriers to entry)**
- **Few free clients (unregulated) in the SIC**
- **Complex and arbitrary toll systems**

Chart 1

# Evolution of reform processes in electric power systems



Centralized Control	Regulated Integrated	Single Buyer	Open Market
---------------------	----------------------	--------------	-------------

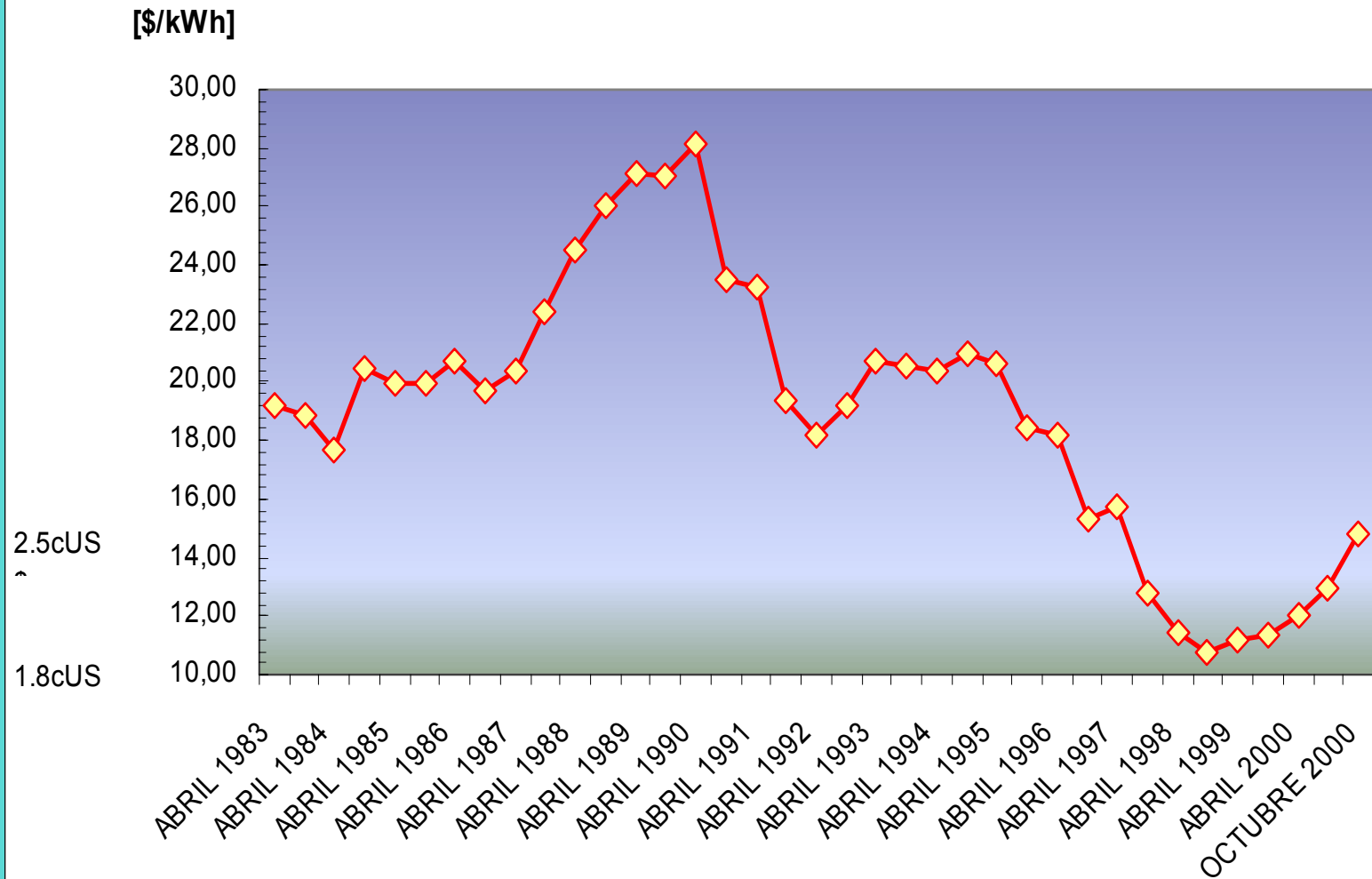
-----> Probable future course of pathways

- (\*) With or without strict vertical breakup (incompatibility of functions)
- (\*\*) With weak horizontal breakup
- (\*\*\*) With strong horizontal breakup

# Efficiency

- Decrease of technical and non technical losses
- Black outs and brown outs
- Lack of investment (generation & transmission)
- Quality of service just recently regulated

Node Price - Alto Jahuel, 1983-2000



*Source: CNE*

# CNE's proposal changes

- Improve the role of the market and competitiveness
- Improve the relationship between competition and regulation by adapting the regulatory framework, taking into account the existence of an imperfect market
- Improve the transparency and rigorousness of regulation processes.
- reduce or eliminate entry barriers

# Environment

- There are no policies that reconcile energy expansion with the environment
- EIA, mechanism of limited scope
- Energy prices are distorted
- Increase of environmental impacts and conflicts

# Access

- 123.000 households still without electricity
- Constant increase of tariffs.
- Rural electrification only with state subsidies.
- Orphaning of consumers.



# Concluding remarks

- The electric sector works but is vulnerable and unreliable
- The power system expansion doesn't consider environmental issues
- The energy sector could be seen like an obstacle to development instead of a formidable impuls
- The regulatory framework must incorporate sustainable development goals.